

RESEARCH
& POLLING
INC



MARIJUANA POLICY SURVEY
JANUARY 2016

TABLE OF CONTENTS

I. INTRODUCTION 3
 Methodology..... 4


II. EXECUTIVE SUMMARY 5

III. SUMMARY OF RESULTS..... 7

IV. DEMOGRAPHICS 18

V. QUESTIONNAIRE..... 20

I. INTRODUCTION



METHODOLOGY

This research study was commissioned by a coalition of private and non-profit organizations including licensed marijuana producers and the Drug Policy Alliance in order to assess the attitudes and opinions of New Mexicans relating to marijuana legalization in the State, as well as to assess residents' preferences for the types of State programs they believe should receive tax revenue if marijuana were legalized.

THE INTERVIEW

A random sample of 406 adult residents in New Mexico was interviewed by telephone. All interviews were conducted between January 8th and January 13th, 2016.

Given the prevalence of cell phone users, 50% of the interviews were completed by random digit dialing cell phone number prefixes that have been issued in New Mexico.

The telephone interviewers are professionals who are brought together for a training session prior to each survey. This ensures their complete and consistent understanding of the survey instrument. A total of 406 adult residents statewide completed interviews.

MARGIN OF ERROR

A sample size of 406 at a 95% confidence level provides a maximum margin of error of approximately 4.9%. In theory, in 95 out of 100 cases, the results based on a sample of 406 will differ by no more than 4.9 percentage points in either direction from what would have been obtained by interviewing all adult residents in New Mexico.


SAMPLE BIAS

In any survey, there are some respondents who will refuse to speak to the professional interviewer. A lower response rate among certain types of individuals can result in a sample wherein certain types of individuals are over-represented or under-represented. The potential for sampling bias increases as the response rate decreases. Research & Polling, Inc. often sets quotas for various segments of the population who are historically undercounted. This has the effect of minimizing, but not necessarily eliminating, sampling bias.

THE REPORT

This report summarizes the results from each question in the survey and reports on any variances in attitude or perception, where significant, among demographic subgroups.

II. EXECUTIVE SUMMARY



EXECUTIVE SUMMARY

This research study was commissioned by a coalition of private and non-profit organizations including licensed marijuana producers and the Drug Policy Alliance in order to assess New Mexicans attitudes and opinions relating to marijuana legalization in the State. This study also assessed residents' preferences for the types of State programs they believe should receive tax revenue if marijuana were legalized.

The large majority of New Mexicans support the legalization of marijuana for both medical and general adult use. Specifically, 71% of residents surveyed say they support the current law in New Mexico legalizing the use of medical marijuana, with nearly half (48%) saying they *strongly support* the state's medical marijuana law.

Approximately three-in-five (61%) New Mexico adults also say they support a proposed bill in New Mexico that would legalize, tax, and regulate marijuana sales to adults 21 and over, with 40% who are *strongly supportive*.

Support levels rise even further when residents are informed that this legislation would place restrictions on where marijuana could be produced, purchased, and consumed, and that the tax revenue generated from the sale of marijuana would be used to pay for health care programs and drug and alcohol rehabilitation programs throughout the State. When provided with these specific details, over two-thirds (69%) of residents say they support the legalization, regulation, sales (to adults 21 and over), and taxation of marijuana in New Mexico, with 47% saying they are *strongly supportive*.


Support for the proposed legalization bill is strongest among males, those under age 65, Democrat and Independent registered voters, and those not registered to vote. Further, the majority of New Mexico's adults in all five geographic regions of the state support this legislation. It is interesting to note that nearly half of those who are self-identified conservatives and over two-fifths of Republican voters say they support the proposed legalization bill.

It should also be noted that the large majority of New Mexico residents (69%) do not believe those convicted of possessing small amounts of marijuana should serve jail time. In fact, here we find that the majority of both self-identified conservatives (57%) and Republicans (53%) do not believe possessing small amounts of marijuana should result jail time.

Over the past two decades, support for marijuana legalization has been steadily increasing at the national level. Given that support for legalization is far stronger among non-seniors (particularly those under the age of 35), it is likely that support levels will continue to grow over time.

Under the current proposal, if the sale of marijuana were to be legalized and taxed it would generate in new revenue to the State of New Mexico. When residents were read a list of options regarding how the additional tax revenue could be used (assuming passage of a legalization bill) and asked to choose what they feel should be the highest and second highest priorities for funding, 71% choose public school education, followed by 41% who say the revenue should be used for drug and alcohol education and rehabilitation programs, and 30% each who prefer the funds to be used for either State Medicaid costs or for law enforcement. Given the challenges New Mexico continues to face in terms of education, it is not surprising it is perceived as the highest priority in terms of how to use the new revenue that would be generated from a tax on marijuana sales.

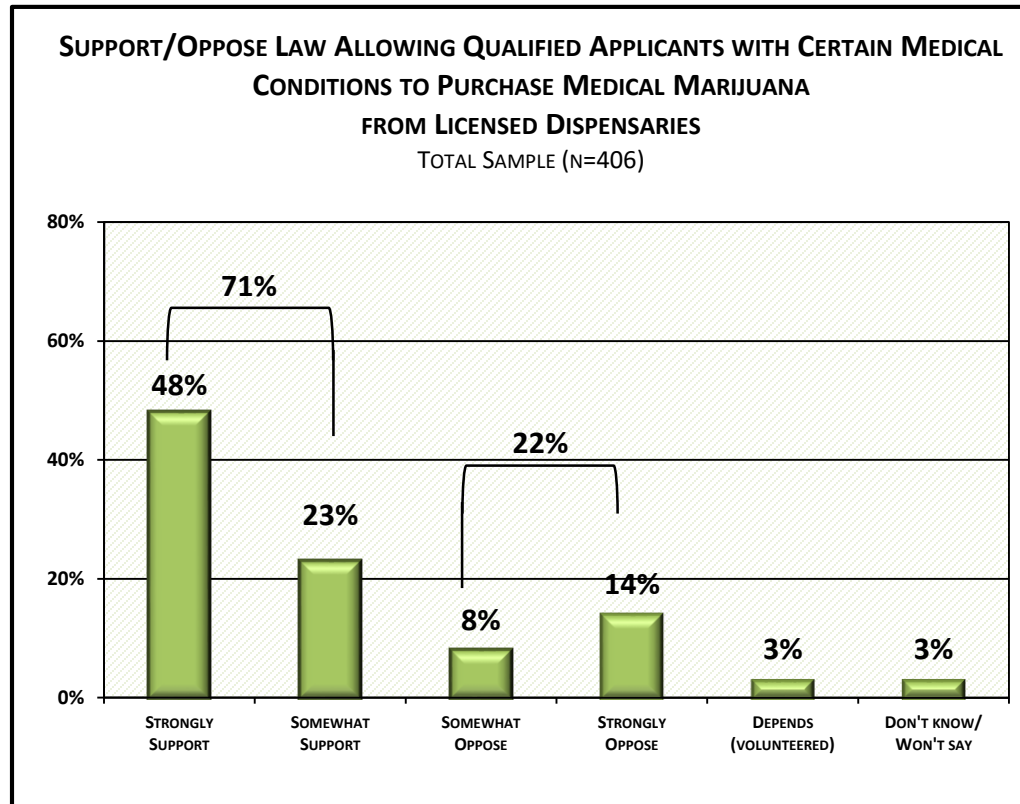
III. SUMMARY OF RESULTS



BIGGEST ISSUES FACING THE STATE OF NEW MEXICO	
TOTAL SAMPLE (N=406) TOP 10 UNAIDED RESPONSES	
EDUCATIONAL SYSTEM IS POOR	15%
CRIME	15%
LACK OF JOBS/GOOD JOBS	13%
THE ECONOMY	11%
UNEMPLOYMENT	9%
ILLEGAL DRUGS	6%
ILLEGAL IMMIGRATION	6%
LOW WAGES	6%
DWI RATE HIGH	6%
DON'T KNOW/WON'T SAY	6%

New Mexicans were asked, in an unaided, open-ended manner, what they believe are the **biggest issues currently facing the State of New Mexico**. Education and crime are each mentioned by 15% of residents, while 13% mention lack of jobs/good jobs, and approximately one-in-ten each mention either the economy (11%) or unemployment (9%). Interestingly, when combining similar categories, 39% of the top responses involve economic issues. Other frequently mentioned responses include: illegal drugs (6%), illegal immigration (6%), low wages (6%), and the high DWI rate (6%).

Interestingly, those earning \$60,000 or more (44%), those ages 50 to 64 (42%), and those who are college graduates (46%) are more likely than others to mention the various economic issues, while Hispanics (22%) are more than twice as likely to mention crime compared to Anglos (11%). Further, it is interesting to note that as education attainment level rises, likelihood of mentioning education as the biggest issue facing New Mexico rises, as 26% of those who are college graduates mention an educational issue.

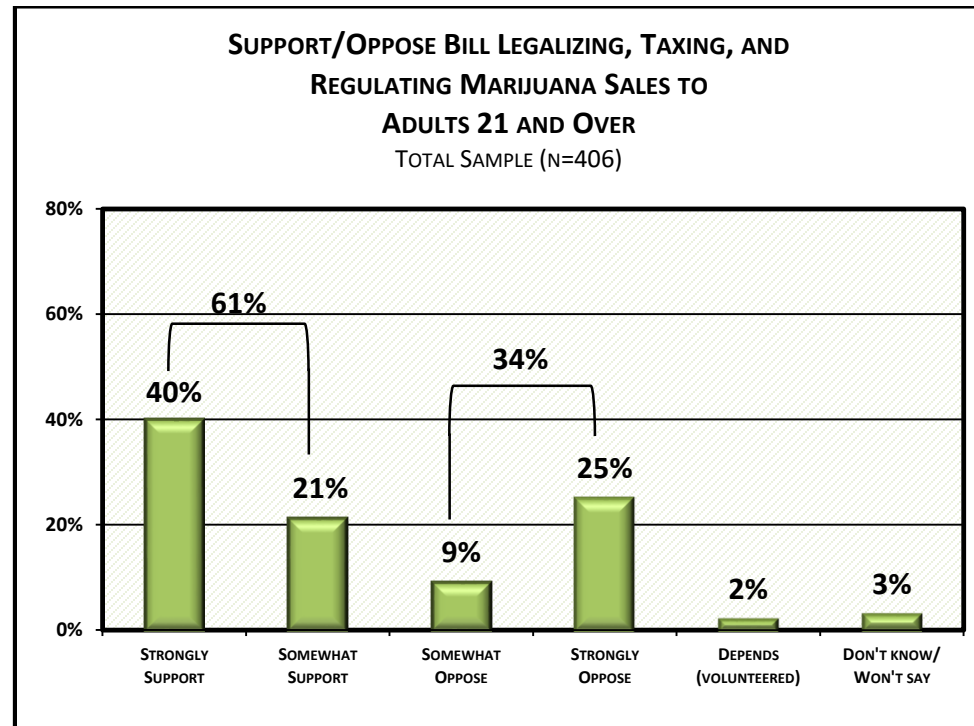


New Mexicans were informed that, in 2007, New Mexico passed a law which allows qualified applicants with certain medical conditions to purchase medical marijuana from licensed dispensaries. Residents were then asked whether they ***strongly support, somewhat support, somewhat oppose, or strongly oppose this law.***

Seven-in-ten (71%) State residents at least *somewhat support* the medical marijuana law, with nearly half (48%) saying they *strongly support* this law. One-fifth (22%) of residents oppose this law, with 14% who *strongly oppose* this law.

Residents more likely than others to support legalized medical marijuana use include:

- Those ages 18 to 34 (83%) compared to seniors (53%)
- Those with household incomes less than \$20,000 (90%) compared to those earning more than \$20,000 (68%)
- Those in the Albuquerque Metro area (79%) compared to those in Northwestern New Mexico (55%)
- Those whose political ideology is somewhat liberal or liberal (87%) compared to those who are conservative (52%)
- Independents (84%), those not registered to vote (88%), and Democrats (70%) compared to Republicans (55%)
- Those who have used marijuana (87%) compared to those who have not (55%)

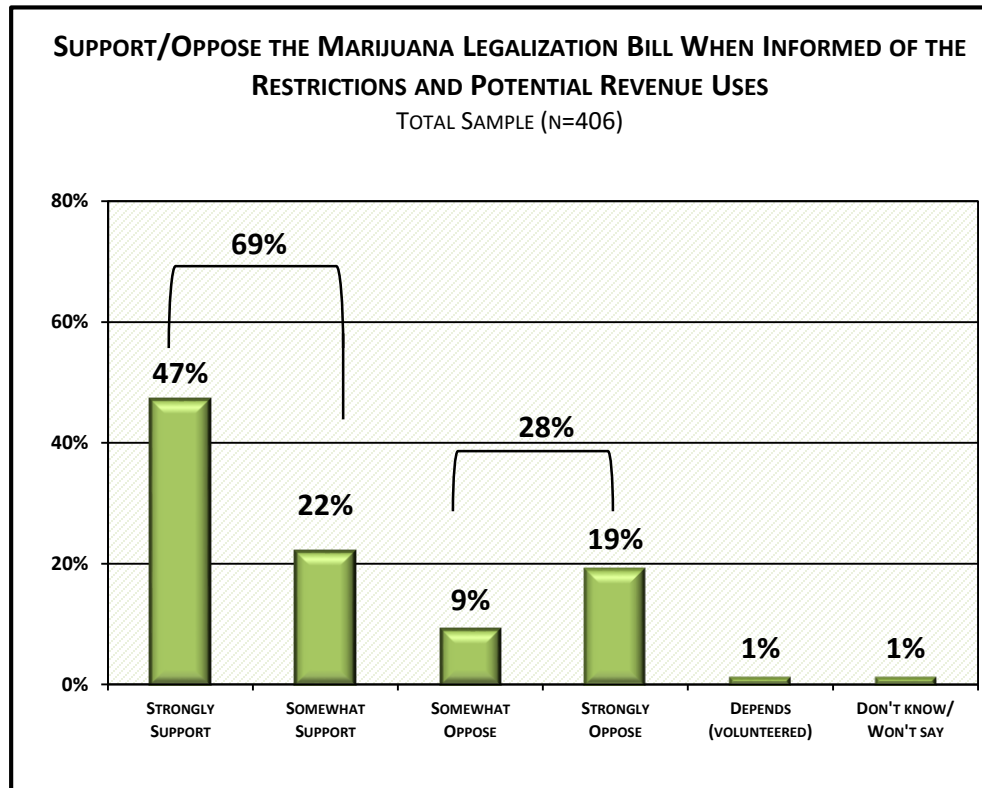


New Mexicans were informed that a bill has been proposed in New Mexico that would legalize, tax, and regulate marijuana sales to adults 21 and over, similar to what is done with alcohol. Residents were then asked whether they **strongly support, somewhat support, somewhat oppose, or strongly oppose this measure.**

Six-in-ten (61%) residents at least *somewhat support* legalizing, taxing, and regulating marijuana for those 21 and over, with two-fifths saying they *strongly support* this measure. One-third (34%) of residents oppose legalizing, taxing, and regulating marijuana for those 21 and over, with one-quarter who *strongly oppose* this measure.

Residents more likely than others to be at least *somewhat supportive* of legalizing, taxing, and regulating marijuana sales to adults 21 and over include:

- Males (66%) compared to females (58%)
- Those ages 18 to 34 (79%) compared to seniors (39%)
- Those with household incomes less than \$20,000 (77%) compared to those earning more than \$20,000 (59%)
- Those employed full-time (66%) compared to those who are retired (44%)
- Those whose political ideology is somewhat liberal or liberal (81%) compared to those who are conservative (42%)
- Independents (71%), those not registered to vote (79%), and Democrats (63%) compared to Republicans (44%)
- Those who have used marijuana (77%) compared to those who have not (46%)



Residents were informed that, under this proposal, there would be restrictions on where marijuana can be produced, purchased and consumed, and that the tax revenue generated from the sale of marijuana would be used to pay for health care programs and drug and alcohol rehabilitation programs throughout the State. Residents were then asked, knowing this, if they would ***strongly support, somewhat support, somewhat oppose, or strongly oppose the measure to legalize and regulate the sale and use of marijuana in New Mexico to adults 21 and over.***

When given this information, seven-in-ten (69%) residents at least *somewhat support* the marijuana legalization measure, with nearly half (47%) saying they are *strongly supportive*. Twenty-eight percent of residents oppose this measure when given additional information, with one-fifth (19%) who say they are *strongly opposed*.

Residents more likely than others be supportive of marijuana legalization when given additional information about the restrictions and how the revenue could be used include:

- Males (73%) compared to females (66%)
- Hispanics (74%) compared to Anglos (64%)
- Those ages 18 to 34 (86%) compared to seniors (49%)
- Those with household incomes less than \$20,000 (81%) compared to those earning more than \$80,000 (61%)
- Those employed full-time (74%) compared to those who are retired (50%)
- Those in the Las Cruces/Southwest (75%), North Central (72%), ABQ Metro (70%) and Northwest (68%) regions compared to those in Eastern NM (58%)
- Those whose political ideology is somewhat liberal or liberal (87%) compared to those who are conservative (46%)
- Independents (82%), those not registered to vote (88%), and Democrats (73%) compared to Republicans (43%)
- Those who have used marijuana (82%) compared to those who have not (54%)

REASONS FOR SUPPORTING/OPPOSING LEGALIZING AND REGULATING MARIJUANA SALES	
TOTAL SAMPLE (N=406) TOP 11 UNAIDED RESPONSES	
SUPPORT	
SUPPORT LEGALIZATION IN GENERAL	16%
WILL GENERATE REVENUE FOR STATE	13%
FUNDS WILL BE USED FOR EDUCATION/REHABILITATION PROGRAMS	9%
FUNDS WILL BE USED FOR HEALTH CARE	9%
IT HELPS PEOPLE WHO NEED IT	9%
WILL BE REGULATED	8%
WILL REDUCE CRIME	7%
MARIJUANA IS LESS DANGEROUS THAN ALCOHOL	6%
OPPOSE	
WILL INCREASE DRUG USE/ABUSE	9%
OPPOSE LEGALIZATION IN GENERAL	9%
NO REASON IN PARTICULAR	6%

New Mexicans were asked, in an unaided, open-ended manner, to give the **underlying reasons for their support or opposition** of legalizing, taxing, and regulating marijuana sales to adults 21 and over. Sixteen percent of residents say they support legalization in general, 13% say legalization will generate revenue for the State, while 9% each mention either: funds will be used for education/rehabilitation programs, will increase drug use/abuse, funds will be used for health care, it helps people who need it, or that they oppose legalization in general.

WHICH OF THE FOLLOWING SHOULD BE THE HIGHEST/SECOND HIGHEST PRIORITY FOR HOW THE ADDITIONAL STATE REVENUE IS USED IF THE SALE OF AND TAX ON MARIJUANA BECAME LEGAL?			
RANKED BY HIGHEST PRIORITY TOTAL SAMPLE (N=406)			
	HIGHEST PRIORITY	SECOND HIGHEST PRIORITY	TOTAL
PUBLIC SCHOOL EDUCATION	52%	19%	71%
DRUG AND ALCOHOL EDUCATION AND REHABILITATION PROGRAMS	18%	23%	41%
TO HELP PAY FOR STATE MEDICAID COSTS	10%	20%	30%
LAW ENFORCEMENT	8%	22%	30%
OR PERHAPS SOMETHING ELSE?	7%	8%	15%
DON'T KNOW/WON'T SAY	5%	8%	13%

New Mexicans were asked, if the sale of and tax on marijuana became legal, which of the following they feel should be the **highest priority for how the additional state revenue is used**: public school education, drug and alcohol education and rehabilitation programs, to help pay for State Medicaid costs, law enforcement, or perhaps something else.

Residents were reread the various options for how the additional State revenue could be used and asked what they believe should be the **second highest priority for how the additional tax revenue is used**.

The majority (52%) of residents say the **top priority** for the additional tax revenue should be for public school education, while 18% say for drug and alcohol education and rehabilitation programs. One-in-ten residents say the additional State revenue should be used to help pay for Medicaid costs, 8% say law enforcement, and 7% say the revenue should be used for something else.

When it comes to what residents believe should be the **second highest priority**, 23% say drug and alcohol education and rehabilitation programs, 22% say law enforcement, 20% say to help pay for State Medicaid costs, 19% say for public school education, and 8% say the additional revenue should be used for something else.

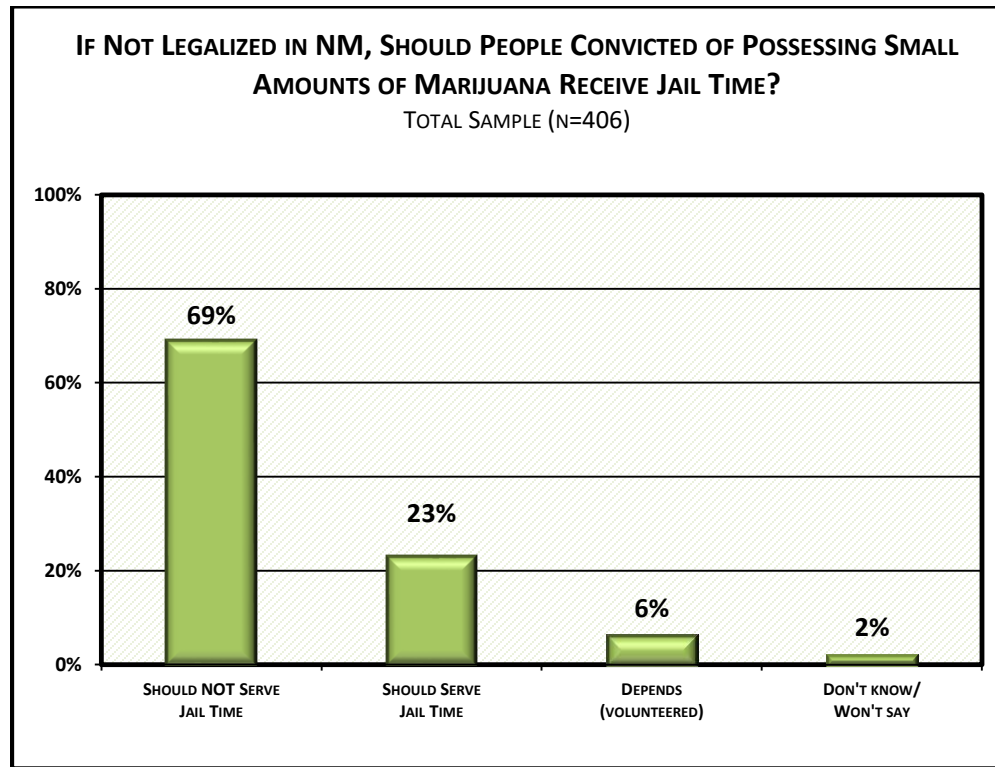
In total, 71% of residents say the highest or second highest priority for additional revenue from the sale of and tax on marijuana should be used for public school education, followed by 41% who say drug and alcohol education and rehabilitation programs, 30% who say to help pay for State Medicaid costs, and 30% who say law enforcement.

Residents more likely to say the revenue should be used for **public school education** include:

- Those ages 18 to 34 (63%) and those ages 35 to 49 (69%)
- Those with a child under age 18 (59%)
- Those employed full-time (59%)
- Those in Eastern New Mexico (68%)
- Those who are somewhat liberal (65%) or moderate (67%)
- Those who are not registered to vote (74%)

Residents more likely than others to say the revenue should be used for **drug and alcohol education and rehabilitation programs** include:

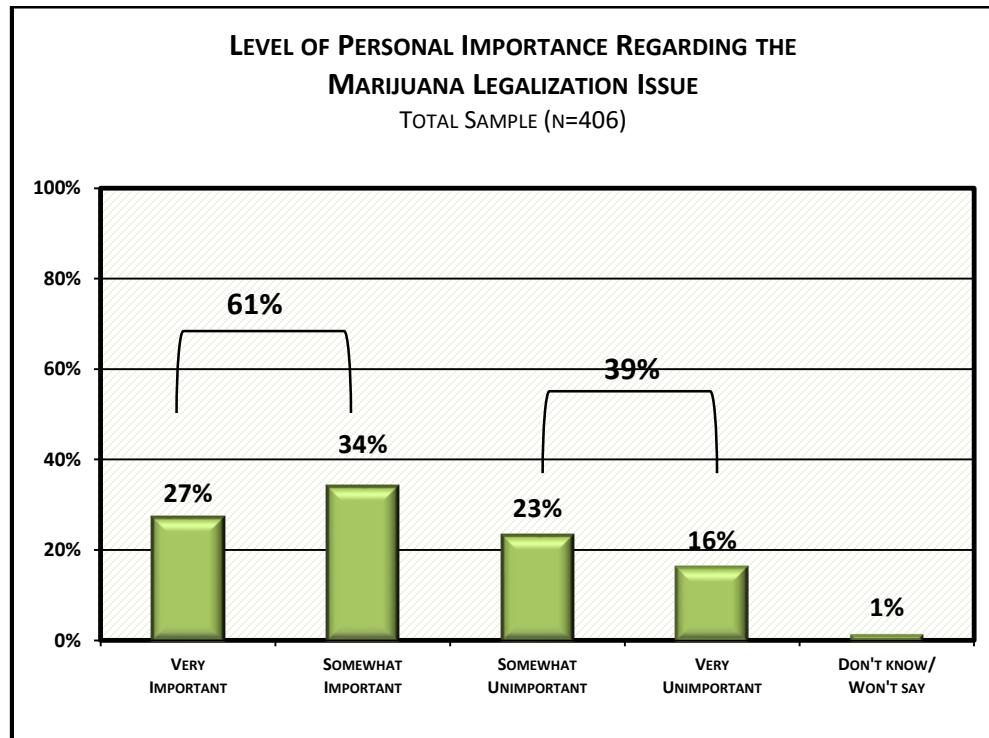
- Females (24%)
- Those ages 50 to 64 (29%)
- Those who are retired (25%)
- Liberals (27%)



New Mexicans were asked if marijuana is not legalized in New Mexico, if they **believe people convicted of possessing small amounts of marijuana should receive jail time**. The majority (69%) of residents say those convicted of possessing small amounts of marijuana should not serve jail time, while 23% say they should receive jail time, and 6% say it depends.

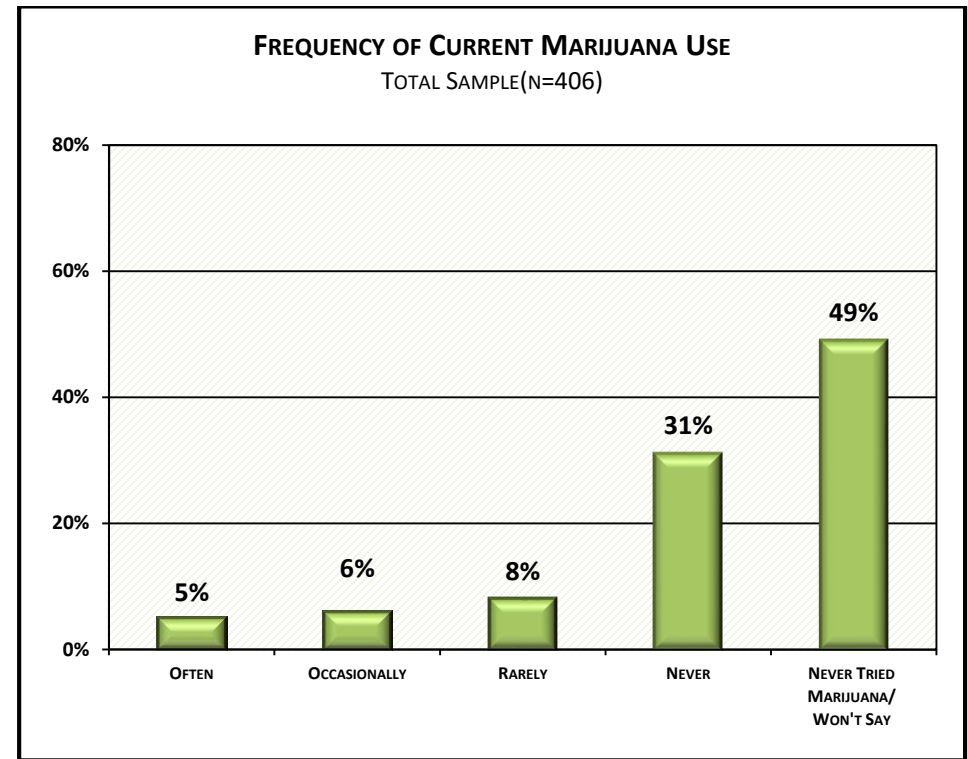
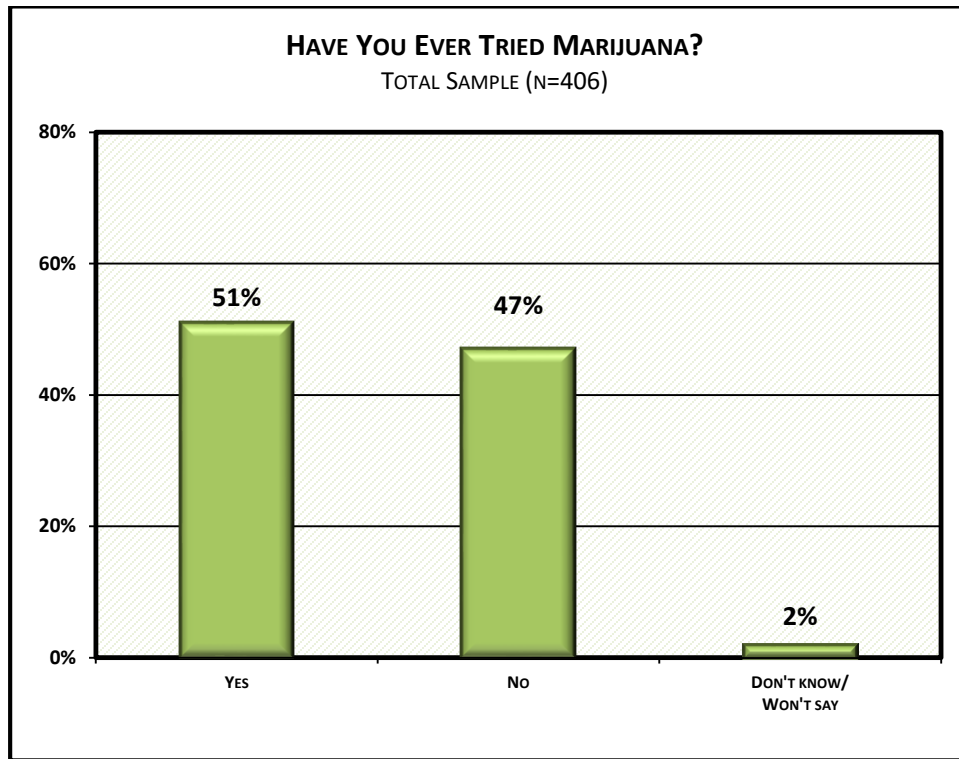
Residents more likely than others to say jail time should not be served include:

- Males (74%) compared to females (65%)
- Those ages 18 to 64 (72%) compared to seniors (57%)
- Those with a graduate degree (82%) compared to those with a high school education or less (61%)
- Those who are at least somewhat liberal (81%) compared to conservatives (57%)
- Those not registered to vote (80%), Independents (78%), and Democrats (72%) compared to Republicans (53%)
- Those who have tried marijuana (85%) compared to those who have not (53%)



New Mexicans were asked if the **issue of marijuana legalization** is *very important*, *somewhat important*, *somewhat unimportant*, or *very unimportant* to them. The majority (61%) of residents say the issue of marijuana legalization is at least *somewhat important* to them, with 27% saying it is *very important*. Twenty-three percent say it is *somewhat unimportant*, and 16% say the issue of marijuana legalization is *very unimportant* to them. Residents more likely than others to say the issue of marijuana legalization is at least *somewhat important* to them include:

- Those ages 18 to 34 (69%) compared to seniors (51%)
- Those earning less than \$20,000 (74%) compared to those earning over \$60,000 (51%)
- Independents (73%), those not registered to vote (72%), and Democrats (59%) compared to Republicans (48%)
- Those who have tried marijuana (68%) compared to those who have not (51%)




As shown above, half (51%) of New Mexicans say they have **tried marijuana**. Residents more likely than others to say they have tried marijuana include:

- Males (58%) compared to females (44%)
- Those ages 18 to 64 (58%) compared to seniors (22%)
- Those who are at least somewhat liberal (56%) compared to conservatives (39%)
- Those not registered to vote (62%), Independents (62%), and Democrats (52%) compared to Republicans (39%)

One-in-ten residents say they **use marijuana often** (5%) or *occasionally* (6%), and 8% say they use marijuana *rarely*. Three-in-ten (31%) respondents have smoked marijuana in the past but say they *never* do so now, and nearly half (49%) say they have *never* tried marijuana. Those more likely than others to say they use marijuana at least *occasionally* include:

- Those earning less than \$20,000 (28%)
- Those who are neither Hispanics nor Anglos (23%)
- Those in the Northwest (21%) and Las Cruces/Southwest regions (21%)
- Males (17%)
- Those ages 18 to 34 (17%)
- Those not registered to vote (17%) and Independents (17%)

IV. DEMOGRAPHICS



DEMOGRAPHICS

TOTAL SAMPLE (N=406)

GENDER

MALE	49%
FEMALE	51%

AGE

18 TO 34 YEARS	30%
35 TO 49 YEARS	25%
50 TO 64 YEARS	26%
65 YEARS AND OVER	19%

ETHNICITY

HISPANIC	42%
ANGLO	42%
NATIVE AMERICAN INDIAN	6%
OTHER	6%
AFRICAN AMERICAN	1%
ASIAN AMERICAN	1%
WON'T SAY	2%

EDUCATION

HIGH SCHOOL GRADUATE OR LESS	34%
SOME COLLEGE/ASSOCIATE DEGREE/VOCATIONAL CERTIFICATE	35%
COLLEGE GRADUATE (4 YEARS)	18%
GRADUATE DEGREE	13%
WON'T SAY	1%

EMPLOYMENT STATUS

EMPLOYED FULL-TIME	45%
EMPLOYED PART-TIME	10%
SOME OTHER JOB STATUS	6%
HOMEMAKER	6%
RETIRED	23%
FULL-TIME STUDENT	5%
UNEMPLOYED	5%

PARENT OF CHILD UNDER 18

YES	34%
NO	66%

HOUSEHOLD INCOME

LESS THAN \$20,000	20%
\$20,000 TO \$39,999	21%
\$40,000 TO \$59,999	15%
\$60,000 TO \$79,999	14%
\$80,000 AND OVER	20%
WON'T SAY	11%

IDEOLOGY

CONSERVATIVE	30%
SOMEWHAT CONSERVATIVE	10%
MODERATE	22%
SOMEWHAT LIBERAL	13%
LIBERAL	16%
DON'T KNOW/WON'T SAY	9%


PARTY AFFILIATION/REGISTRATION

DEMOCRAT	39%
REPUBLICAN	26%
INDEPENDENT/D-T-S/OTHER	18%
NOT REGISTERED TO VOTE	12%
WON'T SAY	5%

REGION

ABQ METRO	43%
EASTSIDE	17%
NORTH CENTRAL	15%
LAS CRUCES/SOUTHWEST	15%
NORTHWEST	10%

V. QUESTIONNAIRE



MARIJUANA POLICY SURVEY
JANUARY 2016
FINAL
N=400 NM ADULTS STATEWIDE

HELLO, MY NAME IS **(YOUR NAME)** FROM RESEARCH & POLLING, INC. WE ARE CONDUCTING AN IMPORTANT SURVEY RELATING TO ISSUES IN NEW MEXICO. I ASSURE YOU I AM NOT SELLING ANYTHING. YOUR PHONE NUMBER WAS SELECTED AT RANDOM, AND WE WOULD GREATLY APPRECIATE A FEW MINUTES OF YOUR TIME.

A. WHAT COUNTY DO YOU LIVE IN?

- | | | | | | |
|-----|------------|-----|------------|-----|------------|
| 01. | SANTA FE | 12. | SAN MIGUEL | 23. | HIDALGO |
| 02. | BERNALILLO | 13. | MCKINLEY | 24. | GUADALUPE |
| 03. | EDDY | 14. | VALENCIA | 25. | SOCORRO |
| 04. | CHAVES | 15. | OTERO | 26. | LINCOLN |
| 05. | CURRY | 16. | SAN JUAN | 27. | DE BACA |
| 06. | LEA | 17. | RIO ARRIBA | 28. | CATRON |
| 07. | DOÑA ANA | 18. | UNION | 29. | SANDOVAL |
| 08. | GRANT | 19. | LUNA | 30. | MORA |
| 09. | COLFAX | 20. | TAOS | 31. | HARDING |
| 10. | QUAY | 21. | SIERRA | 32. | LOS ALAMOS |
| 11. | ROOSEVELT | 22. | TORRANCE | 33. | CIBOLA |

99. THANK AND TERMINATE IF DON'T KNOW/WON'T SAY ON CELL PHONE (LANDLINES, TAKE FROM LIST)

1. **WHAT DO YOU THINK ARE THE BIGGEST ISSUES CURRENTLY FACING THE STATE OF NEW MEXICO? (DO NOT READ CATEGORIES) (TAKE UP TO 3 RESPONSES)**

CRIME

- 001. CRIME
- 002. ILLEGAL DRUGS
- 003. GANGS
- 004. GRAFFITI
- 005. DWI RATE HIGH
- 006. POLICE/LEGAL SYSTEM

SOCIAL

- 007. ALCOHOLISM
- 008. DRUG ABUSE
- 009. YOUTH PROBLEMS
- 010. LACK OF YOUTH ACTIVITIES
- 011. DOMESTIC VIOLENCE/FAMILY PROBLEMS
- 012. FAMILY VALUES

ECONOMY

- 013. LACK OF JOBS/GOOD JOBS
- 014. THE ECONOMY
- 015. UNEMPLOYMENT
- 016. LOW WAGES
- 017. NATIONAL DEBT/BUDGET DEFICIT
- 018. TAX RATES/TAXES
- 019. COST OF HOUSING IS HIGH/UNREASONABLE

- 499. NOTHING IN PARTICULAR
- 500. DON'T KNOW/WON'T SAY
- OTHER (SPECIFY) _____

- 020. COST OF LIVING IS HIGH/UNREASONABLE
- 021. LOW NATURAL GAS/OIL PRICE CAUSING ECONOMIC PROBLEMS
- 022. LABOR FORCE/SKILLED LABOR UNAVAILABLE

EDUCATION

- 023. EDUCATIONAL SYSTEM IS POOR
- 024. QUALITY OF SCHOOL FACILITIES
- 025. FUTURE SCHOOL FUNDING
- 026. EDUCATION REFORM
- 027. AFFORDABLE DAY CARE

ENVIRONMENT

- 028. WATER SHORTAGE/WATER SUPPLY
- 029. DROUGHT
- 030. AIR POLLUTION
- 031. WATER POLLUTION
- 032. SNOW
- 033. GLOBAL WARMING

MISCELLANEOUS

- 034. LACK OF SERVICES FOR THE DISABLED
- 035. LACK OF SERVICES FOR ELDERLY
- 036. GAMBLING
- 037. PEOPLE DON'T VOTE

- 038. GOVERNMENT/POLITICAL LEADERSHIP IS INCOMPETENT
- 039. GOVERNMENT/POLITICAL LEADERSHIP IS CROOKED
- 040. GUN CONTROL
- 041. HEALTHCARE REFORM
- 042. HEALTH CARE
- 043. HOMELESS
- 044. ILLITERACY
- 045. NUCLEAR WASTE TRANSPORT
- 046. SAME SEX MARRIAGE
- 047. ABORTION

IMMIGRATION/DRIVER'S LICENSE

- 048. ILLEGAL IMMIGRATION
- 049. IMMIGRATION REFORM
- 050. DRIVER'S LICENSES FOR UNDOCUMENTED IMMIGRANTS
- 051. NM DRIVER'S LICENSES WON'T MEET FEDERAL STANDARDS/CAN'T FLY/NEED TO CHANGE LICENSES

TRAFFIC

- 052. ROADS/STREETS/HIGHWAYS ARE IN BAD CONDITION
- 053. ORANGE BARRELS/CONSTANT STREET MAINTENANCE
- 054. NOT ENOUGH ROADS/HIGHWAYS
- 055. LACK OF/INSUFFICIENT PUBLIC TRANSPORTATION

2. **AS YOU MAY KNOW, IN 2007, NEW MEXICO PASSED A LAW WHICH ALLOWS QUALIFIED APPLICANTS WITH CERTAIN MEDICAL CONDITIONS TO PURCHASE MEDICAL MARIJUANA FROM LICENSED DISPENSARIES. DO YOU SUPPORT OR OPPOSE THIS LAW? (PAUSE) DO YOU STRONGLY (SUPPORT/OPPOSE) IT OR JUST SOMEWHAT (SUPPORT/OPPOSE) IT?**

- 1. STRONGLY SUPPORT
- 2. SOMEWHAT SUPPORT
- 3. SOMEWHAT OPPOSE
- 4. STRONGLY OPPOSE
- 5. DEPENDS (VOLUNTEERED)
- 6. DON'T KNOW/WON'T SAY

3. A BILL HAS BEEN PROPOSED IN NEW MEXICO THAT WOULD LEGALIZE, TAX, AND REGULATE MARIJUANA SALES TO ADULTS 21 AND OVER, SIMILAR TO WHAT IS DONE WITH ALCOHOL. WOULD YOU SUPPORT OR OPPOSE SUCH A MEASURE? (PAUSE) DO YOU STRONGLY (SUPPORT/OPPOSE) IT OR SOMEWHAT (SUPPORT/OPPOSE) IT?

- | | |
|---------------------|--------------------------|
| 1. STRONGLY SUPPORT | 4. STRONGLY OPPOSE |
| 2. SOMEWHAT SUPPORT | 5. DEPENDS (VOLUNTEERED) |
| 3. SOMEWHAT OPPOSE | 6. DON'T KNOW/WON'T SAY |

4. UNDER THIS PROPOSAL THERE WOULD BE RESTRICTIONS ON WHERE MARIJUANA CAN BE PRODUCED, PURCHASED AND CONSUMED. THE TAX REVENUE GENERATED FROM THE SALE OF MARIJUANA WOULD BE USED TO PAY FOR HEALTH CARE PROGRAMS AND DRUG AND ALCOHOL REHABILITATION PROGRAMS THROUGHOUT THE STATE.

KNOWING THIS WOULD YOU SUPPORT OR OPPOSE THIS MEASURE TO LEGALIZE AND REGULATE THE SALE AND USE OF MARIJUANA IN NEW MEXICO FOR ADULTS 21 AND OVER? (PAUSE) DO YOU STRONGLY (SUPPORT/OPPOSE) IT OR SOMEWHAT (SUPPORT/OPPOSE) IT?

- | | |
|---------------------|--------------------------|
| 1. STRONGLY SUPPORT | 4. STRONGLY OPPOSE |
| 2. SOMEWHAT SUPPORT | 5. DEPENDS (VOLUNTEERED) |
| 3. SOMEWHAT OPPOSE | 6. DON'T KNOW/WON'T SAY |

5. WHY DO YOU FEEL THIS WAY? (DO NOT READ CATEGORIES) (TAKE UP TO 3 RESPONSES)

SUPPORT

- 001. SUPPORT LEGALIZATION IN GENERAL
- 002. WILL BE REGULATED
- 003. WILL GENERATE REVENUE FOR STATE
- 004. WILL CREATE JOBS/EMPLOYMENT
- 005. GOOD FOR THE ECONOMY
- 006. FUNDS WILL BE USED FOR HEALTH CARE
- 007. FUNDS WILL BE USED FOR EDUCATION/REHABILITATION PROGRAMS
- 008. WORKS IN COLORADO/OTHER STATES
- 009. WILL REDUCE CRIME
- 010. WILL REDUCE BLACK MARKET/DRUG GANGS/CARTELS
- 499. NO REASON IN PARTICULAR
- 500. DON'T KNOW/WON'T SAY

OPPOSE

- 011. OPPOSE LEGALIZATION IN GENERAL
- 012. STATE SHOULD NOT BE INVOLVED IN MARIJUANA SALES
- 013. BREAKS FEDERAL LAW
- 014. WILL INCREASE CRIME
- 015. WILL INCREASE DRUG USE/ABUSE
- 016. MARIJUANA IS GATEWAY DRUG

OTHER (SPECIFY) _____

6. IF THE SALE OF, AND TAX ON, MARIJUANA BECAME LEGAL IN NEW MEXICO, WHICH OF THE FOLLOWING DO YOU FEEL SHOULD BE THE SINGLE HIGHEST PRIORITY FOR HOW THE ADDITIONAL STATE REVENUE IS USED: (READ CATEGORIES. TAKE ONLY ONE RESPONSE)

- | | |
|---|---------------------------------------|
| 1. PUBLIC SCHOOL EDUCATION | 4. LAW ENFORCEMENT |
| 2. TO HELP PAY FOR STATE MEDICAID COSTS | 5. OR PERHAPS SOMETHING ELSE? |
| 3. DRUG AND ALCOHOL EDUCATION AND REHABILITATION PROGRAMS | 6. DON'T KNOW/WON'T SAY (SKIP TO Q.8) |

7. WHAT DO YOU THINK SHOULD BE THE SECOND HIGHEST FOR HOW THE ADDITIONAL REVENUE IS USED? (READ REMAINING CATEGORIES. TAKE ONLY ONE RESPONSE)

- | | |
|---|-------------------------------|
| 1. PUBLIC SCHOOL EDUCATION | 4. LAW ENFORCEMENT |
| 2. TO HELP PAY FOR STATE MEDICAID COSTS | 5. OR PERHAPS SOMETHING ELSE? |
| 3. DRUG AND ALCOHOL EDUCATION AND REHABILITATION PROGRAMS | 6. DON'T KNOW/WON'T SAY |

8. IF MARIJUANA USE IN NEW MEXICO IS NOT LEGALIZED DO YOU THINK THAT PEOPLE CONVICTED OF POSSESSING SMALL AMOUNTS OF MARIJUANA SHOULD RECEIVE JAIL TIME, OR NOT?

- | | |
|--------------------------------------|--------------------------|
| 1. SHOULD SERVE JAIL TIME | 3. DEPENDS (VOLUNTEERED) |
| 2. SHOULD <u>NOT</u> SERVE JAIL TIME | 4. DON'T KNOW/WON'T SAY |

9. OVERALL HOW IMPORTANT IS THE ISSUE OF MARIJUANA LEGALIZATION TO YOU PERSONALLY? WOULD YOU SAY IT IS *VERY IMPORTANT, SOMEWHAT IMPORTANT, SOMEWHAT UNIMPORTANT, OR VERY UNIMPORTANT*?

- | | |
|-------------------------|-------------------------|
| 1. VERY IMPORTANT | 4. VERY UNIMPORTANT |
| 2. SOMEWHAT IMPORTANT | 5. DON'T KNOW/WON'T SAY |
| 3. SOMEWHAT UNIMPORTANT | |

THANK YOU FOR YOUR PATIENCE; WE ARE ALMOST DONE. NOW, I WOULD LIKE TO ASK SOME QUESTIONS FOR STATISTICAL PURPOSES ONLY.

10. WHICH CATEGORY BEST DESCRIBES YOUR AGE? (READ CATEGORIES)

- | | |
|-------------------|-------------------------------------|
| 1. 18 TO 34 YEARS | 4. 65 YEARS AND OVER |
| 2. 35 TO 49 YEARS | 5. WON'T SAY (<i>DO NOT READ</i>) |
| 3. 50 TO 64 YEARS | |

11. WHAT IS THE HIGHEST LEVEL OF EDUCATION YOU HAVE ATTAINED? (READ CATEGORIES)

- | | |
|---|---|
| 1. SOME HIGH SCHOOL | 4. COLLEGE GRADUATE (4 YEARS) |
| 2. HIGH SCHOOL GRADUATE | 5. GRADUATE DEGREE (MD, PHD, J.D., MASTERS) |
| 3. SOME COLLEGE/ASSOCIATE DEGREE/VOCATIONAL CERTIFICATE | 6. WON'T SAY (<i>DO NOT READ</i>) |

12. DO YOU CONSIDER YOURSELF TO BE HISPANIC, ANGLO/CAUCASIAN, NATIVE AMERICAN INDIAN, BLACK/AFRICAN-AMERICAN, ASIAN-AMERICAN, OR OF OTHER DESCENT?

- | | |
|---------------------------|-------------------|
| 1. HISPANIC | 5. ASIAN-AMERICAN |
| 2. ANGLO/CAUCASIAN | 6. OTHER |
| 3. NATIVE AMERICAN INDIAN | 7. WON'T SAY |
| 4. BLACK/AFRICAN-AMERICAN | |

13. ARE YOU A PARENT OF A CHILD UNDER THE AGE OF 18?

- | | |
|--------|-------------------------|
| 1. YES | 3. DON'T KNOW/WON'T SAY |
| 2. NO | |

14. WHICH OF THE FOLLOWING DESCRIBES YOUR EMPLOYMENT STATUS? (READ CATEGORIES)

- | | |
|-----------------------|-------------------------------------|
| 1. EMPLOYED FULL-TIME | 5. FULL-TIME STUDENT |
| 2. EMPLOYED PART-TIME | 6. UNEMPLOYED |
| 3. HOMEMAKER | 7. SOME OTHER JOB STATUS |
| 4. RETIRED | 8. WON'T SAY (<i>DO NOT READ</i>) |

15. PLEASE STOP ME WHEN I READ YOUR TOTAL HOUSEHOLD INCOME CATEGORY. (READ CATEGORIES)

- | | |
|-------------------------|-------------------------|
| 1. LESS THAN \$20,000 | 4. \$60,000 TO \$79,999 |
| 2. \$20,000 TO \$39,999 | 5. \$80,000 AND OVER |
| 3. \$40,000 TO \$59,999 | 6. WON'T SAY |

16. DO YOU CONSIDER YOURSELF TO BE LIBERAL, SOMEWHAT LIBERAL, MODERATE, SOMEWHAT CONSERVATIVE, OR CONSERVATIVE ON MOST ISSUES?

- | | |
|---------------------|--------------------------|
| 1. LIBERAL | 4. SOMEWHAT CONSERVATIVE |
| 2. SOMEWHAT LIBERAL | 5. CONSERVATIVE |
| 3. MODERATE | 6. DON'T KNOW/WON'T SAY |

17. ARE YOU REGISTERED TO VOTE IN NEW MEXICO? IF YES, ARE YOU A DEMOCRAT, REPUBLICAN, INDEPENDENT OR OTHER?

- | | |
|----------------------------|---------------------------|
| 1. DEMOCRAT | 4. NOT REGISTERED TO VOTE |
| 2. REPUBLICAN | 5. WON'T SAY |
| 3. INDEPENDENT/D-T-S/OTHER | |

18. KNOWING THAT YOUR RESPONSES WILL BE KEPT STRICTLY CONFIDENTIAL AND ANONYMOUS, HAVE YOU EVER TRIED MARIJUANA?

- | | |
|---------------------|---------------------------------------|
| 1. YES | 3. DON'T KNOW/WON'T SAY (SKIP TO END) |
| 2. NO (SKIP TO END) | |

19. DO YOU USE MARIJUANA OFTEN, OCCASIONALLY, RARELY, OR NEVER?

- | | |
|-----------------|-------------------------|
| 1. OFTEN | 4. NEVER |
| 2. OCCASIONALLY | 5. DON'T KNOW/WON'T SAY |
| 3. RARELY | |

THIS CONCLUDES OUR SURVEY. THANK YOU FOR YOUR TIME. HAVE A GOOD DAY.

NOTE TO POLLER, WAS RESPONDENT:

- | |
|-----------|
| 1. MALE |
| 2. FEMALE |

RESPONDENT'S PHONE NUMBER _____

POLLER NAME _____

POLLER CODE _____

POLLER: WHICH LIST IS THIS SURVEY FROM?

- | |
|---------------|
| 1. LANDLINE |
| 2. CELL PHONE |